

Certificate of Analysis

Sample: CA01104006-002
 Harvest/Lot ID: Phantom X Industries
 Seed to Sale #n/a
 Batch Date : 11/04/20
 Batch#: WSP001
 Sample Size Received: 10 gram
 Retail Product Size: 10
 Ordered: 11/04/20
 Sampled: 11/04/20
 Completed: 11/13/20 Expires: 11/13/21
 Sampling Method: SOP Client Method

Nov 13, 2020 | 420 Brew Street Inc.

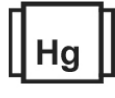
PASSED

Page 1 of 4

PRODUCT IMAGE SAFETY RESULTS



Pesticides
PASSED



Heavy Metals
PASSED



Microbials
PASSED



Mycotoxins
PASSED



Residuals Solvents
PASSED



Filtration
PASSED



Water Activity
NOT TESTED



Moisture
NOT TESTED



Terpenes
NOT TESTED

MISC.

CANNABINOID RESULTS



Total THC
0.000%
THC/Container : 0.000 mg



Total CBD
9.476%
CBD/Container : 947.600 mg



Total Cannabinoids
9.476%
Total Cannabinoids/Container : 947.600 mg

Compound	Value	LOD	%
CBDV	ND	0.02	%
CBD	9.476%	0.01	%
CBG	ND	0.1	%
THCV	ND	0.02	%
CBDA	ND	0.02	%
CBGA	ND	0.02	%
CBN	ND	0.01	%
D9-THC	ND	0.02	%
D8-THC	ND	0.02	%
CBC	ND	0.01	%
THCA-A	ND	0.01	%

Filtration PASSED

Analyzed By	Weight	Extraction date	Extracted By
1048	1g	NA	NA
Analyte			Result
Insect fragments, hairs & mammalian excreta			0.1
			0
			Batch Date : 11/06/20
			08:37:23

Analysis Method -SOP.T.40.013
 Analytical Batch -CA000526FIL
 Instrument Used :
 Running On :

This includes but is not limited to hair, insects, feces, packaging contaminants, and manufacturing waste and by-products. An SH-2B/T Stereo Microscope is use for inspection.

Cannabinoid Profile Test


Analyzed by : 1068 Weight : 0.625g Extraction date : 11/07/20 10:11:19 Extracted By : 1054
 Analysis Method -SOP.T.40.020, SOP.T.30.050 Batch Date : 11/07/20 08:45:00
 Analytical Batch -CA000537POT Instrument Used : HPLC-2030(MO-HPLC-02) Running On :

Reagent	Dilution	Consums. ID
091720.06	10	200110
061020.30		07/2019
010219.03		VAV-09-1020
110420.R02		80081-188
110520.R01		5787599A
110620.R01		

Full spectrum cannabinoid analysis utilizing High Performance Liquid Chromatography with UV detection (HPLC-UV). (Method: SOP.T.30.050 for sample prep and Shimadzu High Sensitivity Method SOP.T.40.020 for analysis. LOQ for all cannabinoids is 0.5 mg/L). The results of total THC, total CBD and total Cannabinoids in plant sample are reported on a dry weight basis.

This report shall not be reproduced, unless in its entirety, without written approval from Kaycha Labs. This report is an Kaycha Labs certification. The results relate only to the material or product analyzed. Test results are confidential unless explicitly waived otherwise. Void after 1 year from test end date. Cannabinoid content of batch material may vary depending on sampling error. IC=In-control QC parameter, NC=Non-controlled QC parameter, ND=Not Detected, NA=Not Analyzed, ppm=Parts Per Million, ppb=Parts Per Billion. Limit of Detection (LoD) and Limit Of Quantitation (LoQ) are terms used to describe the smallest concentration that can be reliably measured by an analytical procedure. RPD=Reproducibility of two measurements. Action Levels are State determined thresholds for human safety for consumption and/or inhalation. The result >99% are variable based on uncertainty of measurement (UM) for the analyte. The UM error is available from the lab upon request. The "Decision Rule" for the pass/fail does not include the UM. The limits are based on F.S. Rule 64-4.310.

Haifei Yin
 Lab Director
 State License # NA
 ISO Accreditation #
 L18-47-1



Signature

11/13/2020
 Signed On

Certificate of Analysis

PASSED

420 Brew Street Inc.

Sample : CA01104006-002
Harvest/LOT ID: 420 Brew Street Inc.

Batch# : WSP001
Sampled : 11/04/20
Ordered : 11/04/20

Sample Size Received : 10 gram
Completed : 11/13/20 Expires: 11/13/21
Sample Method : SOP ClientMethod

Page 2 of 4

Address: 13860 Wellington Trace
suite 254 Wellington, FL 33414
Phone: 866-420-2739 Contact: Jenna
Harris info@420brewstreet.com



Pesticides

PASSED

Pesticides	LOD	Units	Action Level	Result	Pesticides	LOD	Units	Action Level	Result
CYFLUTHRIN	0.1	ug/g	2	ND	FENOXYCARB	0.007	ug/g	0.1	ND
ETOFPENPROX	0.024	ug/g	0.1	ND	KRESOXIM-METHYL	.008	ug/g	0.1	ND
DAMINOZIDE	0.026	ug/g	0.1	ND	TEBUCONAZOLE	.009	ug/g	0.1	ND
ACEQUINOCYL	0.018	ug/g	0.1	ND	COUMAPHOS	0.026	ug/g	0.1	ND
CYPERMETHRIN	.040	ug/g	1	ND	DIAZINON	0.01	ug/g	0.1	ND
ACEPHATE	0.008	ug/g	0.1	ND	PROPICONAZOLE	0.010	ug/g	0.1	ND
BIFENTHRIN	.008	ug/g	3	ND	CLOFENTEZINE	0.009	ug/g	0.1	ND
FENPYROXIMATE	.004	ug/g	0.1	ND	SPINETORAM	.008	ug/g	0.1	ND
OXAMYL	0.01	ug/g	0.5	ND	TRIFLOXYSTROBIN	0.005	ug/g	0.1	ND
PYRIDABEN	0.015	ug/g	0.1	ND	PRALLETHRIN	0.03	ug/g	0.1	ND
SPINOSADS	0.024	ug/g	0.1	ND	PIPERONYL BUTOXIDE	.01	ug/g	3	ND
FLONICAMID	.022	ug/g	0.1	ND	CHLORPYRIFOS	0.009	ug/g	0.1	ND
THIAMETHOXAM	.008	ug/g	5	ND	HEXYTHIAZOX	.009	ug/g	0.1	ND
PYRETHRINS	0.024	ug/g	0.5	ND	ETOXAZOLE	.013	ug/g	0.1	ND
ABAMECTIN B1A	0.024	ug/g	0.1	ND	SPIROMESIFEN	.025	ug/g	0.1	ND
PERMETHRINS	0.024	ug/g	0.5	ND	PCNB *	0.01873	ug/g	0.1	ND
METHOMYL	0.011	ug/g	1	ND	PARATHION-METHYL *	0.01356	ug/g	0.1	ND
IMIDACLOPRID	0.010	ug/g	5	ND	CAPTAN *	0.03668	ug/g	0.7	ND
ACETAMIPRID	0.007	ug/g	0.1	ND	CHLORDANE *	0.02115	ug/g	0.1	ND
MEVINPHOS	0.020	ug/g	0.1	ND	CHLORFENAPYR *	0.01981	ug/g	0.1	ND
DIMETHOATE	0.024	ug/g	0.1	ND					
THIACLOPRID	0.009	ug/g	0.1	ND					
IMAZALIL	0.032	ug/g	0.1	ND					
ALDICARB	0.025	ug/g	0.1	ND					
PROPOXUR	0.025	ug/g	0.1	ND					
DICHLORVOS	0.022	ug/g	0.1	ND					
CARBOFURAN	0.024	ug/g	0.1	ND					
CARBARYL	0.016	ug/g	0.5	ND					
NALED	0.01	ug/g	0.1	ND					
CHLORANTRANILIPROLE	0.013	ug/g	10	ND					
METALAXYL	0.006	ug/g	2	ND					
PHOSMET	0.012	ug/g	0.1	ND					
AZOXYSTROBIN	.007	ug/g	0.1	ND					
FLUDIOXONIL	.014	ug/g	0.1	ND					
SPIROXAMINE	0.025	ug/g	0.1	ND					
BOSCALID	0.010	ug/g	0.1	ND					
METHIOCARB	0.008	ug/g	0.1	ND					
PACLOBUTRAZOL	0.022	ug/g	0.1	ND					
MALATHION	.020	ug/g	0.5	ND					
DIMETHOMORPH	.010	ug/g	2	ND					
MYCLOBUTANIL	0.009	ug/g	0.1	ND					
BIFENAZATE	.006	ug/g	0.1	ND					
FENHEXAMID	0.005	ug/g	0.1	ND					
SPIROTETRAMAT	.011	ug/g	0.1	ND					
FIPRONIL	0.032	ug/g	0.1	ND					
ETHOPROPHOS	0.017	ug/g	0.1	ND					

Pesticides **PASSED**

Analyzed by 1051, 1051	Weight 0.508g	Extraction date NA	Extracted By NA,
Analysis Method - SOP.T.30.06 0, SOP.T.40.060 ,			
Analytical Batch - CA000523P ES, CA000525V 3L			
Instrument Used : LCMS-8060 (MO-LCMS-001) , GCMS-TQ8050_DER(MO- GCMSTQ-01)			
Running Un : Batch Date : 11/05/20 17:15: 12			
Reagent	Dilutio	Consums. ID	
091720.04	1	200110	
091720.01		66022-060	
110720.806		VAV-09-1020	
102720.805		9299.077	
110420.802		10025-726	
093020.801		SFN-BX-1025	
		76124-646	

Pesticide screen is performed using LC-MS which can screen down to below single digit ppb concentrations for regulated Pesticides. Currently we analyze for 57 Pesticides. (Method: SOP.T.30.060 Sample Preparation for Pesticides Analysis via LCMSMS and SOP.T40.060 Procedure for Pesticide Quantification Using LCMS). *

This report shall not be reproduced, unless in its entirety, without written approval from Kaycha Labs. This report is an Kaycha Labs certification. The results relate only to the material or product analyzed. Test results are confidential unless explicitly waived otherwise. Void after 1 year from test end date. Cannabinoid content of batch material may vary depending on sampling error. IC=In-control QC parameter, NC=Non-controlled QC parameter, ND=Not Detected, NA=Not Analyzed, ppm=Parts Per Million, ppb=Parts Per Billion. Limit of Detection (LoD) and Limit of Quantitation (LoQ) are terms used to describe the smallest concentration that can be reliably measured by an analytical procedure. RPD=Reproducibility of two measurements. Action Levels are State determined thresholds for human safety for consumption and/or inhalation. The result >99% are variable based on uncertainty of measurement (UM) for the analyte. The UM error is available from the lab upon request. The "Decision Rule" for the

Certificate of Analysis

PASSED

420 Brew Street Inc.

Sample : CA01104006-002
Harvest/LOT ID: 420 Brew Street Inc.

Address: 13860 Wellington Trace suite 254
Wellington, FL 33414 Phone: 866-420-2739
Contact: Jenna Harris
info@420brewstreet.com

Batch# : WSP001
Sampled : 11/04/20
Ordered : 11/04/20

Sample Size Received : 10 gram
Completed : 11/13/20 Expires: 11/13/21
Sample Method : SOP ClientMethod

Page 3 of 4



Residual Solvents

PASSED



Residual Solvents

PASSED

Solvent	LOD	Units	Action Level (PPM)	Pass/Fail	Result
1,2- DICHLOROETHANE	0.1119	ug/g	1	PASS	ND
ACETONE	22.8676	ug/g	5000	PASS	ND
ACETONITRILE	30.1498	ug/g	410	PASS	ND
BENZENE	0.0897	ug/g	1	PASS	ND
BUTANE	45.9810	ug/g	5000	PASS	ND
CHLOROFORM	0.0760	ug/g	1	PASS	ND
ETHANOL	30.1944	ug/g	5000	PASS	ND
ETHYL ACETATE	36.7999	ug/g	5000	PASS	ND
ETHYL ETHER	41.0580	ug/g	5000	PASS	ND
ETHYLENE OXIDE	0.1547	ug/g	1	PASS	ND
HEPTANE	46.7093	ug/g	5000	PASS	ND
ISOPROPANOL	32.8178	ug/g	5000	PASS	ND
METHANOL	27.6548	ug/g	3000	PASS	ND
METHYLENE CHLORIDE	0.0585	ug/g	1	PASS	ND
N-HEXANE	47.3415	ug/g	290	PASS	ND
PENTANE	45.6067	ug/g	500	PASS	ND
PROPANE	49.9883	ug/g	500	PASS	ND
TOLUENE	44.1866	ug/g	890	PASS	ND
TRICHLOROETHYLENE	0.2173	ug/g	1	PASS	ND
XYLENES*	48.6566	ug/g	2170	PASS	ND

Analyzed by 1050 Weight 0.25g Extraction date NA Extracted By NA

Analysis Method -SOP.T.40.032
Analytical Batch -CA000521SOL
Instrument Used : GCMS-QP2020(MO-GCMS-01)
Running On :
Batch Date : 11/05/20 15:44:34

Reagent	Dilution	Consums. ID
082720.07		C4020-3A
100220.06		502158
081020.R21		33011020200006
011420.01		

Residual solvents screening is performed using GC-MS which can detect below single digit ppm concentrations. Currently we analyze for 33 Residual solvents. (Method: SOP.T.30.042 Residual Solvents Analysis via GC-MS).

This report shall not be reproduced, unless in its entirety, without written approval from Kaycha Labs. This report is an Kaycha Labs certification. The results relate only to the material or product analyzed. Test results are confidential unless explicitly waived otherwise. Void after 1 year from test end date. Cannabinoid content of batch material may vary depending on sampling error. IC=In-control QC parameter, NC=Non-controlled QC parameter, ND=Not Detected, NA=Not Analyzed, ppm=Parts Per Million, ppb=Parts Per Billion. Limit of Detection (LoD) and Limit Of Quantitation (LoQ) are terms used to describe the smallest concentration that can be reliably measured by an analytical procedure. RPD=Reproducibility of two measurements. Action Levels are State determined thresholds for human safety for consumption and/or inhalation. The result >99% are variable based on uncertainty of measurement (UM) for the analyte. The UM error is available from the lab upon request. The "Decision Rule" for the pass/fail does not include the UM. The limits are based on F.S. Rule 64-4.310.

Haifei Yin
Lab Director
State License # NA
ISO Accreditation #
L18-47-1



Signature

11/13/2020

Signed On

Certificate of Analysis

PASSED

420 Brew Street Inc.

Sample : CA01104006-002
Harvest/LOT ID: 420 Brew Street Inc.

Address: 13860 Wellington Trace suite 254
Wellington, FL 33414 Phone: 866-420-2739
Contact: Jenna Harris
info@420brewstreet.com

Batch#: WSP001 Sample Size Received : 10 gram
Sampled : 11/04/20 Completed : 11/13/20 Expires: 11/13/21
Ordered : 11/04/20 Sample Method : SOP ClientMethod

Page 4 of 4

	Microbials	PASSED		Mycotoxins	PASSED
--	-------------------	---------------	---	-------------------	---------------

Analyte	LOD	Result	Analyte	LOD	Units	Result	Action Level (PPB)
SALMONELLA		not present in 1 gram.	OCHRATOXIN A+	5.000	µg/kg	ND	20
ASPERGILLUS_FLAVUS		not present in 1 gram.	AFLATOXIN B1	0.5	µg/kg	ND	20
ASPERGILLUS_FUMIGATUS		not present in 1 gram.	AFLATOXIN G1	0.5	µg/kg	ND	20
ASPERGILLUS_NIGER		not present in 1 gram.	AFLATOXIN G2	1	µg/kg	ND	20
ASPERGILLUS_TERREUS		not present in 1 gram.	AFLATOXIN B2	0.5	µg/kg	ND	20
SHIGA TOXIN-PRODUCING ESCHERICHIA. COLI		not present in 1 gram.	TOTAL AFLATOXINS (SUM OF B1, B2, G1 & G2)	7.2	µg/kg	ND	20

Analysis Method -SOP.T.40.043
Analytical Batch -CA000570MIC Batch Date : 11/12/20
Instrument Used : Sensovation SensoSpot Fluorescence
Running On :

Analysis Method -SOP.T.30.060, SOP.T.40.060
Analytical Batch -CA000524MYC | Reviewed On - 11/06/20 11:57:07
Instrument Used : LCMS-8060 (MO-LCMS-001)
Running On :
Batch Date : 11/05/20 17:19:28


Analyzed by	Weight	Extraction date	Extracted By
1069	1.03g	NA	NA

Analyzed by	Weight	Extraction date	Extracted By
1051	1g	NA	NA

Consums. ID	Consums. ID	Consums. ID
200103-274	76322-134	18353
10025-726	26219028	
200103274	6980A10	
89012-778	107400-31-060120	
215918	107533-17-071520	
13-681-506	207379	

Microbiological testing for Fungal and Bacterial Identification via Polymerase Chain Reaction (PCR) method consisting of sample DNA amplified via tandem Polymerase Chain Reaction (PCR) as a crude lysate which avoids purification. (Method SOP.T.40.043) If a pathogenic Escherichia Coli, Salmonella, Aspergillus fumigatus, Aspergillus flavus, Aspergillus niger, or Aspergillus terreus is detected in 1g of a sample, the sample fails the microbiological-impurity testing.

Aflatoxins B1, B2, G1, G2, and Ochratoxins A testing using LC-MS. (Method: SOP.T.30.060 for Sample Preparation and SOP.T.40.060 Procedure for Mycotoxins Quantification Using LCMS. LOQ 1.0 ppb). Total Aflatoxins (Aflatoxin B1, B2, G1, G2) must be <20µg/Kg. Ochratoxins must be <20µg/Kg .

	Heavy Metals	PASSED
---	---------------------	---------------

Reagent	Reagent	Consums. ID
012420.01	100820.R03	2003055-9D-0266-TA
010220.01	030320.08	89049-174
030220.11		
101920.R03		
120219.01		
020320.02		

Metal	LOD	Unit	Result	Action Level (PPM)
ARSENIC	0.012	µg/g	<0.036	0.2
CADMIUM	0.012	µg/g	<0.037	0.2
LEAD	0.016	µg/g	ND	0.5
MERCURY	0.018	µg/g	<0.054	0.1

Analyzed by	Weight	Extraction date	Extracted By
1050	0.509g	NA	NA

Analysis Method -SOP.T.40.050, SOP.T.30.052
Analytical Batch -CA000519HEA
Instrument Used : ICPMS-2030(MO-ICPMS-01)
Running On :
Batch Date : 11/05/20 15:10:58

Heavy Metals screening is performed using ICP-MS (Inductively Coupled Plasma – Mass Spectrometer) which can screen down to below single digit ppb concentrations for regulated heavy metals using Method SOP.T.30.052 Sample Preparation for Heavy Metals Analysis via ICP-MS and SOP.T.40.050 Heavy Metals Analysis via ICP-MS.

This report shall not be reproduced, unless in its entirety, without written approval from Kaycha Labs. This report is an Kaycha Labs certification. The results relate only to the material or product analyzed. Test results are confidential unless explicitly waived otherwise. Void after 1 year from test end date. Cannabinoid content of batch material may vary depending on sampling error. IC=In-control QC parameter, NC=Non-controlled QC parameter, ND=Not Detected, NA=Not Analyzed, ppm=Parts Per Million, ppb=Parts Per Billion. Limit of Detection (LoD) and Limit Of Quantitation (LoQ) are terms used to describe the smallest concentration that can be reliably measured by an analytical procedure. RPD=Reproducibility of two measurements. Action Levels are State determined thresholds for human safety for consumption and/or inhalation. The result >99% are variable based on uncertainty of measurement (UM) for the analyte. The UM error is available from the lab upon request. The "Decision Rule" for the pass/fail does not include the UM. The limits are based on F.S. Rule 64-4.310.

Haifei Yin
Lab Director
State License # NA
ISO Accreditation #
L18-47-1



Signature

11/13/2020
Signed On